




MBR30150CFSH

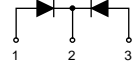
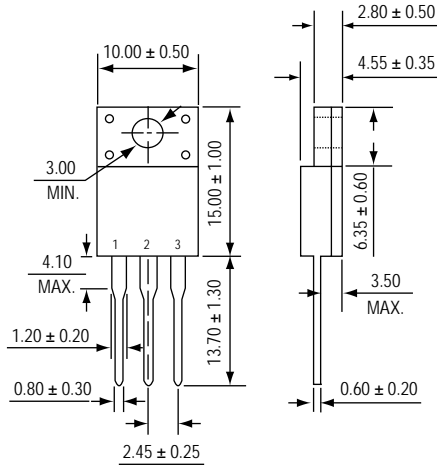
SCHOTTKY BARRIER RECTIFIER

Reverse Voltage - 150 Volts

Forward Current - 30 Amperes



ITO-220AB



*Dimensions in millimeters

FEATURES

- * Halogen-free type
- * Compliance to RoHS product
- * Low power loss & high efficiency
- * High surge capability
- * 30 Amperes total (15 Amperes per diode leg)
- * High surge current capability
- * Epitaxial construction
- * Plastic Material-UL Recognition Flammability Classification 94V-0

MECHANICAL DATA

Case : JEDEC ITO-220AB molded plastic body

Terminals : Plated Leads, solderable per MIL-STD-750, Method 2026

Polarity : Molded on body

Mounting Position : Any

MAXIMUM RATINGS AND ELECTRICAL CHARACTERISTICS

Ratings at 25 °C ambient temperature unless otherwise specified.	SYMBOLS	MBR30150CFSH	UNITS
Maximum repetitive peak reverse voltage	VRRM	150	Volts
Maximum RMS voltage	VRMS	105	
Maximum DC blocking voltage	VDC	150	
Maximum average forward rectified current	I (AV)	30	Amps
Peak repetitive forward current (rated VR, square wave, 20KHz)	IFM	30	Amps
Peak forward surge current 8.3ms single half sine-wave superimposed on rated load (JEDEC Method)	IFSM	275	Amps
Maximum instantaneous forward voltage @ IF= 15 A	VF	T _j =25°C 0.88 T _j =125°C 0.75	Volts
Maximum DC reverse current at rated DC blocking voltage	IR	@T _j =25°C 0.005 @T _j =125°C 5	mA
Typical junction capacitance (Note)	CJ	392	pF
Typical thermal resistance	R JA	75	/ W
Operating junction temperature	TJ	175	
Storage temperature range	TSTG	-55 to +175	

Note : Measured at 1.0MHz and applied reverse voltage of 4.0V.

RATINGS AND CHARACTERISTIC CURVES OF MBR30150CFSH

FIG.1 - FORWARD CURRENT DERATING CURVE

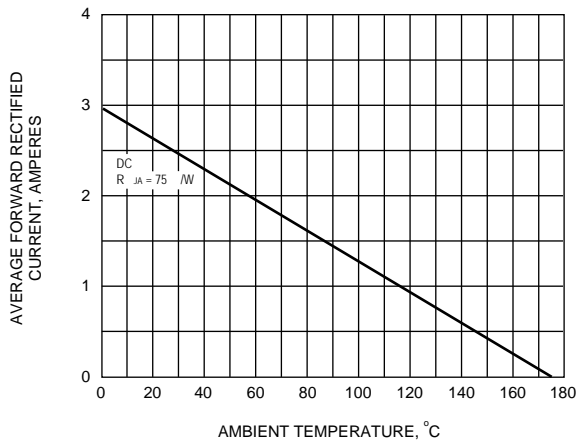


FIG.2 - MAXIMUM NON-REPETITIVE PEAK FORWARD SURGE CURRENT

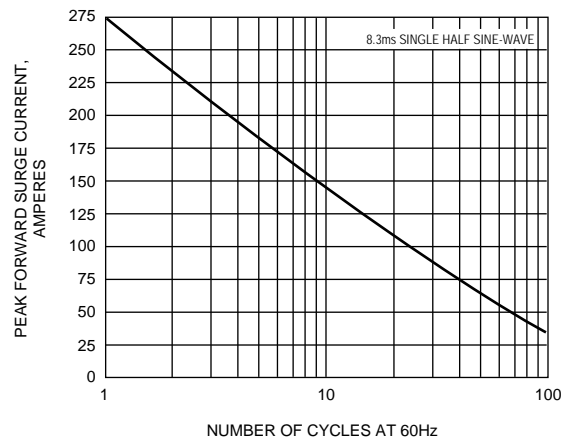


FIG.3 - TYPICAL INSTANTANEOUS FORWARD CHARACTERISTICS

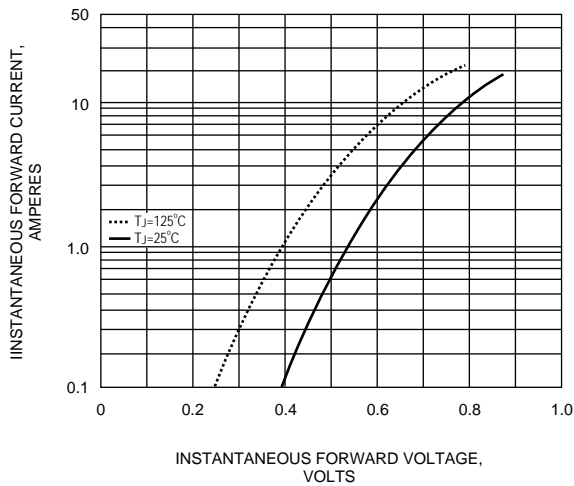


FIG.4 - TYPICAL REVERSE CHARACTERISTICS

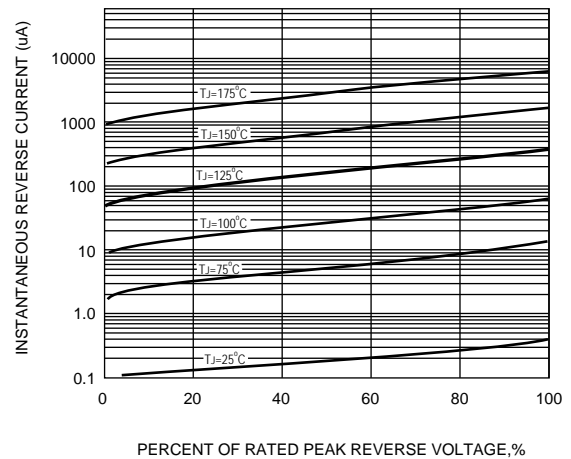
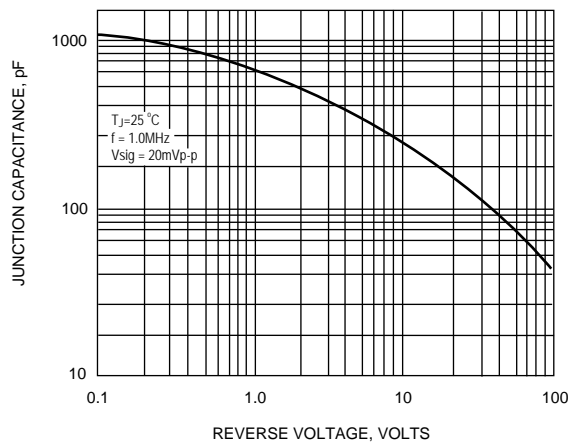


FIG.5 - TYPICAL JUNCTION CAPACITANCE



PACKING INFORMATION

Package	Packing Qty.			Inner Box Size (mm)	Carton Size (mm)
	Tube (pcs)	Inner box (kpcs)	Carton (kpcs)		
ITO-220AB	50	4	8	570 x 147 x 150	585 x 316 x 164